

# GRAPHIC MEDICINE WORKBOOK

## MODULES 1-4



National Collaborating Centre  
for Indigenous Health



### MODULE 1:

Using the space below to take some notes, think of an experience you've had as either a patient or a healthcare professional. If you were explaining it to someone, what is the key takeaway? Is it a point of information, is it validation for others, is it both?


Jot down a few lines that talk about the experience and how, if you created a comic around it, it might benefit others.

## MODULE 2:

Think about the experience you pinpointed in Module 1. Develop a short narrative around that, no more than 100-200 words. Identify the who's, what's, where's, when's and how's, in addition to the overarching message you want to provide to your reader.

## MODULE 3:

Pick an emotion from the list: anger, sadness, fear, happiness. Draw a metaphorical representation of that emotion in the space below.

A large, empty rectangular box with a thin black border, intended for a student to draw a metaphorical representation of an emotion. The box is currently blank.


# MODULE 3:

Space for body proportion study

1	
2	
3	
4	
5	
6	
7	
8	


## MODULE 3:

Space for facial proportion study




## MODULE 3:

Sketch up a four panel comic based on the experience you identified. Emphasis on basic – stick figures count! This is to establish characters in space and how they might interact.




## MODULE 4:

Gesture drawing 1 (1 minute)



## MODULE 4:


Gesture drawing 2 (1 minute)






## MODULE 4:

Gesture drawing 3 (1 minute)




## MODULE 4:

Gesture drawing 4 (1 minute)




## MODULE 4:

Gesture drawing 5 (1 minute)




## MODULE 4:

Gesture drawing 6 (5 minutes)



## MODULE 4:

Based on everything you've learned, put together your final four panel comic that describes the experience you identified in module 1.

A large, empty rectangular box with a thin black border, intended for the student to draw their four-panel comic. The box is oriented vertically and occupies most of the page below the instructions.